

Institution Name:

Program Type:

Degree Type:

Program Effectiveness Data

The following is the most current program effectiveness data. Our programmatic accreditation agency, the Joint Review Committee on Education in Radiologic Technology (JRCERT), defines and publishes this information. [Click here](#) to go directly to the JRCERT webpage.

Credentialing Examination: The number of students who pass, on the first attempt, the American Registry of Radiologic Technologists (ARRT) certification examination, or an unrestricted state licensing examination, compared with the number of graduates who take the examination within six months of graduation. The five-year average benchmark established by the JRCERT is 75%.

| Credentialing Examination Rate | number passed on 1 st attempt divided by number attempted within 6 months of graduation |
|--------------------------------|--|
| Year | Results |
| Year 1 - | of - |
| Year 2 - | of - |
| Year 3 - | of - |
| Year 4 - | of - |
| Year 5 - | of - |
| Program 5-Year Average | of - |

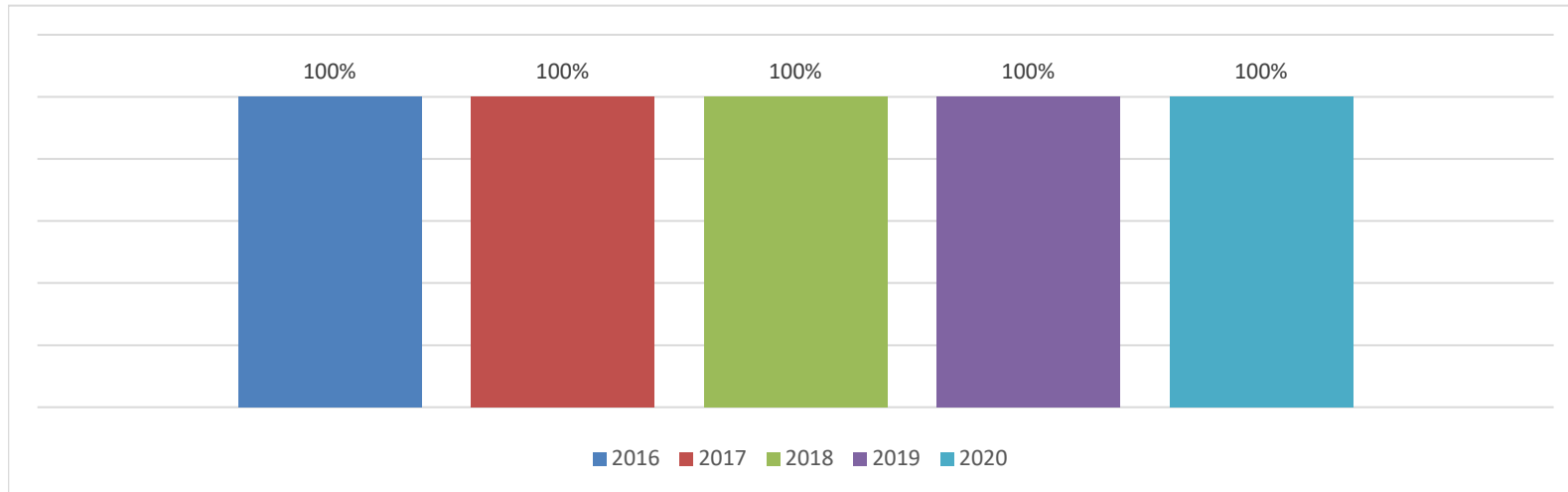
Job Placement: The number of graduates employed in the radiologic sciences compared to the number of graduates actively seeking employment in the radiologic sciences within twelve months of graduating. The five-year average benchmark established by the JRCERT is 75%.

| Job Placement Rate | number employed divided by number actively seeking employment within 12 months of graduation |
|-------------------------------|--|
| Year | Results |
| Year 1 - | of - |
| Year 2 - | of - |
| Year 3 - | of - |
| Year 4 - | of - |
| Year 5 - | of - |
| Program 5-Year Average | of - |

Program Completion: The number of students who complete the program within the stated program length. The annual benchmark established by the program is .

| Program Completion Rate | number graduated divided by number started the program |
|-------------------------------|--|
| Year | Results |
| Year 1 - | of |
| Annual Completion Rate | |

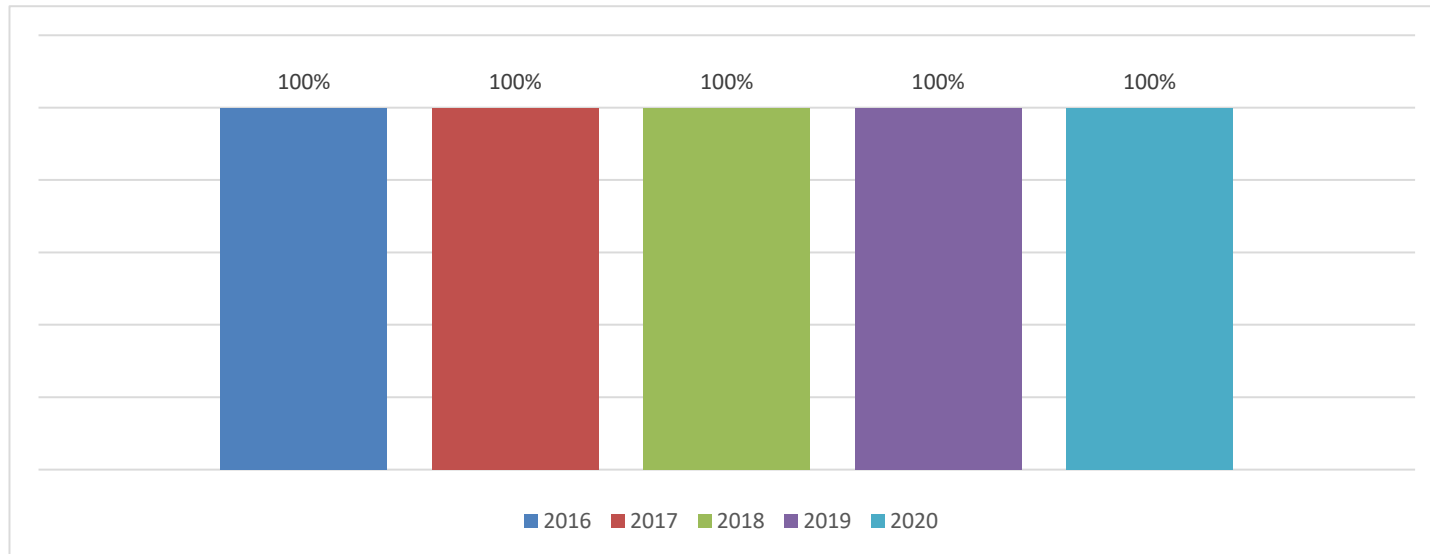
Five Year ARRT Credentialing Examination Pass Rate



| Year | Percent Pass Rate | Details |
|-----------------------|-------------------|--|
| 2016 | 100% | 9 of 9 students passed the ARRT Credentialing exam the first time |
| 2017 | 100% | 8 of 8 students passed the ARRT Credentialing exam the first time |
| 2018 | 100% | 3 of 3 students passed the ARRT Credentialing exam the first time |
| 2019 | 100% | 7 of 7 students passed the ARRT Credentialing exam the first time |
| 2020 | 100% | 6 of 6 students passed the ARRT Credentialing exam the first time |
| 5-year average | 100% | 37 of 37 students passed the ARRT Credentialing exam the first time |

Five Year Average Job Placement Rate

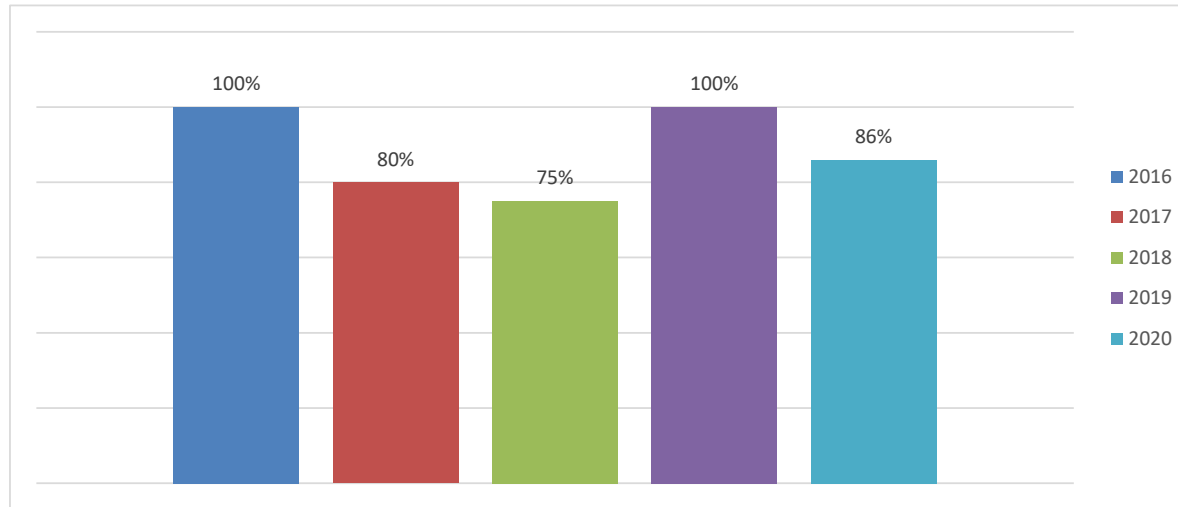
Job placement rate is calculated within 12 months of graduation and includes only those seeking employment



| Year | Percentage Employment | Details |
|-----------------------|-----------------------|---|
| 2016 | 100% | 9 of 9 graduates who sought employment, found employment |
| 2017 | 100% | 8 of 8 graduates who sought employment, found employment |
| 2018 | 100% | 3 of 3 graduates who sought employment, found employment |
| 2019 | 100% | 7 of 7 graduates who sought employment, found employment |
| 2020 | 100% | 6 of 6 graduates who sought employment, found employment |
| 5 year average | 100% | 37 of 37 seeking employment found employment within one year |

Five Year Program Completion Rate

NOTE: 5-year average is based on the total number of students completing the program over 5 years



| Year | Percent completion | Details |
|-----------------------|--------------------|--|
| 2016 | 100% | 9 of 9 students graduated |
| 2017 | 80% | 8 of 10 students graduated 1 student was dismissed for program performance issues 1 student voluntarily left the program |
| 2018 | 75% | 3 of 4 students graduated 1 student voluntarily left the program |
| 2019 | 100% | 7 of 7 students graduated |
| 2020 | 86% | 6 of 7 students graduated 1 student voluntarily left the program |
| 5-year average | 88% | 33 of 37 students completed the program |